

# ASG FELLOWSHIP PROGRAM

# ASG FELLOWSHIP PROGRAM

---

## INDEX

S.No.	Topic	Page No.
1	Director's Message	3
2	Academic Director's Message	4
3	Academic Secretary's Message	5
4	Academic Mentors Message	6
5	Aims and Objectives	12
6	Structure of Program	13
7	Vitreo-Retina Course Outline	18
8	Phacoemulsification and Medical Retina Course Outline	22
9	Phacoemulsification and Refractive Surgery Course Outline	26
10	Pediatric Ophthalmology, Strabismus and Neuro Ophthalmology Course Outline	30

## CEO AND MANAGING DIRECTOR'S MESSAGE



**Dr. Arun Singhvi**

CEO and Managing Director

“ Most young and passionate ophthalmologists today seek specialty training to upgrade their skills. ASG fellowship program provides a promising opportunity for these budding ophthalmologists. Here at ASG, we follow a holistic approach & focus on enhancing academic exposure along with providing the best clinical and surgical opportunities. The ASG fellowship program involves a structured ophthalmology training course to groom highly skilled, competent, and ethical ophthalmologists. Our reputation ensues from the use of cutting-edge technology, training in state-of-the-art hospitals, and most importantly, the unwavering commitment of our consultants to personally mentor the fellows. ”

## ACADEMIC DIRECTOR'S MESSAGE



**Dr. Ganesh Pillay**

Medical Director (ASG Fellowship Program)

“ ASG has been running a successful medical and surgical fellowship program in the specialties of Phacoemulsification, Refractive Surgery, and Vitreoretina. ASG has been at the forefront of giving young postgraduates the platform to grow into superlative ophthalmic surgeons. ASG has more than 200 doctors working from leading institutes including AIIMS (New Delhi), Sankara Nethralaya (Chennai), LVPEI (Hyderabad) and Aravind Eye. We believe in nurturing young talent in practical aspects of ophthalmic sciences through hands-on experience in every aspect from basics to advanced training. These courses will become a cornerstone of surgical fellowship. ”



**Dr. Mayank Sharma**

Medical Director, Induction & Training

“ The fellowship program at ASG EYE HOSPITALS is entering its 5<sup>th</sup> year of successful learning and surgical training for our fellows. A long term fellowship of 2 years is being offered in Phacoemulsification, Refractive surgery, Vitreoretinal surgery and Medical retina. Along with an emphasis on training in surgical and medical management in the sub-specialties, orientation with comprehensive ophthalmology is our key focus. Academics include discussions over practical aspects of the specialties, case discussions and special emphasis on surgical audit which includes analysis and discussion by mentors over the surgical videos performed by our fellows. Surgical hands on is being ensured in a way that fellows end up with more than the expected number of cases as they are gaining confidence with the assigned cases. The fellowship program at ASG aims for specialization as well as optimization as an expert in the field of clinical ophthalmology. ”

## ACADEMIC SECRETARY'S MESSAGE



**Dr. Koushik Tripathy**

Secretary, Academic cell and Ethics committee

“ The academic cell of ASG Eye Hospitals is dedicated to providing a positive and inclusive environment to stimulate academics and research. Our ethics committee has been approved by the Department of Health Research, Ministry of Health and Family Welfare, Government of India, to consider research proposals involving human participants. The ASG Group of Eye Hospitals also sponsors consultants and fellows to attend conferences and other academic activities. ”



**Dr. Atul Dhawan**

Organizing Secretary, International Masterclass

“ The purpose of the International master class is to bring highly experienced ophthalmologist from all over the globe and young budding ophthalmologists to one platform. The aim is to clear all the doubts regarding different ophthalmic diseases. Every single point discussed is important. Currently, we are doing it for vitreoretina but soon it will be for other subspecialties too. ”

## ACADEMIC MENTORS MESSAGE



**Dr. Pratyush Ranjan**

Mentor

“ At the ASG Superspeciality Eye Hospital, Varanasi, our Cataract & Refractive Surgery, Cataract & Medical Retina, Cataract & Pediatric Ophthalmology and Vitreo Retina Surgery fellowship program is designed to transform young ophthalmologists into highly skilled clinicians and confident surgeons. We offer intensive, hands-on mentorship in comprehensive Cataract, Refractive, Medical Retina, Pediatric Ophthalmology and Vitreo Retina Surgery management, supported by high surgical volumes and state-of-the-art technology. Our primary focus is not just to impart advanced surgical techniques, but to empower our fellows with the clinical acumen, ethical grounding, and leadership skills required to excel in modern ophthalmic practice. We look forward to welcoming passionate minds eager to advance their surgical journey. ”



**Dr. Kartikey Singh**

Mentor

“ At the Retina Institute of Kashi, ASG Varanasi our fellowship is defined by a commitment to clinical excellence and progressive autonomy. Operating within a Centre of Excellence atmosphere, fellows are immersed in a high-volume environment equipped with the latest digital visualization and high-speed vitrectomy platforms. This immersive experience is designed to provide comprehensive mastery over the entire spectrum of vitreoretinal diseases, ensuring that every trainee develops the "surgical gut feel" and clinical precision required of a true specialist. Our mission is to forge leaders who possess the expertise and confidence to independently manage every level of vitreoretinal pathology, from routine cases to the most formidable surgical challenges. By blending advanced multimodal diagnostics with hands-on surgical training, we ensure our fellows do not just practice medicine—they lead the field. We are dedicated to transitioning fellows from mentored trainees to authoritative surgeons ready to define the future of vitreoretinal care. ”

## ACADEMIC MENTORS MESSAGE



**Dr Apeksha Agrawal**

Mentor

“ I believe the soul of pediatric ophthalmology & strabismus is found in the OPD, where the subtle skill of winning a child's confidence turns a standard exam into a pivotal, life-altering encounter. My goal is to mentor decisive surgeons who command both clinical expertise and profound empathy, ensuring each fellow evolves from a trainee into a true protector of vision, prepared to lead the future of eye care at ASG Varanasi. I am convinced this specialty demands a unique mindset that must be instilled from day one, and integrating phacoemulsification into the curriculum provides that vital edge of surgical confidence for their future independent practice. To support this journey, our department offers a nurturing environment featuring a dedicated play area, alongside specialized in-house services like a comprehensive myopia clinic, and advanced dichoptic therapy/ Bynocs. ”



**Dr. Amit**

Mentor

“ We're excited to invite applications for our Pediatric Ophthalmology and Strabismus and Phaco fellowship at Kapil Eye Hospital in Ambala. As part of the ASG group, we offer hands-on training and exposure to a high volume of complex surgical cases. It's a great chance to work with Dr Amit Gupta who is a renowned Pediatric Ophthalmologist and Strabismus Specialist and Dr Kapil Vohra who is a prolific Cataract and refractive surgeon. You can sharpen your clinical skills and academic acumen in a fast-paced environment. If you're looking to level up your career, send over your CV and cover letter in the designed format ”

## ACADEMIC MENTORS MESSAGE



**Dr. Jayant Kumar**

Mentor

“We have been mentoring vitreo-retina fellowship at ASG Ranchi since 2024, on a focused one-to-one basis, with high volume surgical exposure on all varieties of vitreo-retinal surgeries, including macular surgeries, scleral buckling and complex vitrectomies, emphasizing step-wise, simulator-based surgical training with close personal supervision. We also facilitate ROP, uvea and neuro-ophthalmology training, along the with high exposure to complicated medical retina cases, often referred from neighbouring states. Our fellows have done multiple national and international presentations on the high quality vitreo-retina works being carried out at his centre, and have also won multiple national and international accolades, the latest being Honor award by the American Society of Retina Specialists. Our low-cost surgical simulation models have been widely appreciated. We strongly believe in the holistic development of fellows — nurturing surgical precision, academic excellence, and sound clinical judgment in a balanced, safe and ethical training environment.”



**Dr. Prashant Singh**

Mentor

“ASG hospitals is providing 2 years of fellowship to the budding ophthalmologists who are keen to learn clinicals and the surgical skills in different specialties. At ASG we are providing one to one mentorship so that we can observe and guide them very closely . ASG encourages our fellows to present their clinical work at different national and international forums and guide them for publications in reputed journals. I take care of Phaco and Refractive fellowship at Bhopal . Our aim is to make our fellows confident surgeons and competent clinicians who can serve the society with full compassion.”

## ACADEMIC MENTORS MESSAGE



**Dr. Satyen Deka**

Mentor

“The field of ophthalmology is evolving rapidly, driven by advances in technology, research, and surgical techniques. In such a dynamic environment, structured training and mentorship play a crucial role in shaping competent and confident ophthalmologists who can deliver high-quality patient care. The ASG Eye Hospital Fellowship Programme represents a significant step in this direction. Designed to provide comprehensive clinical exposure, academic learning, and hands-on surgical training, the programme aims to nurture young ophthalmologists into skilled specialists who are prepared to meet the growing demands of modern eye care. The strength of this fellowship lies in its emphasis on practical learning, evidence-based practice, and mentorship by experienced faculty across the ASG network. Fellowship training is not merely about acquiring surgical skills; it is also about developing clinical judgment, academic curiosity, and a commitment to ethical patient care. A well-structured programme such as this creates an environment where fellows can learn, question, innovate, and grow under the guidance of dedicated mentors. I commend the leadership and academic team behind this initiative for their vision and commitment to training the next generation of ophthalmologists. I am confident that this fellowship programme will contribute meaningfully to the advancement of ophthalmic education and ultimately to better patient outcomes. I extend my best wishes to all the fellows who will be part of this programme and hope that their journey through this fellowship will be enriching, inspiring, and professionally rewarding.”



**Dr. Jatin Ashar**

Mentor

“At Mumbai eye care we perform a high volume of cataract and refractive surgery. Fellow over 2 years will learn about various aspects of cataract and refractive surgery with an adequate hands on training to manage both simple and complex cases at the end of their fellowship program”

## ACADEMIC MENTORS MESSAGE



**Dr. Saumil Sheth**

Mentor



**Dr. Ankita Gaunekar Bhangui**

Mentor

“ Our hospital, being a multispeciality eye hospital, apart from cataract, phaco, medical and surgical retina, also regularly performs LASIK and refractive procedures (Excimer as well as Femto LASIK), glaucoma, squint and oculoplasty surgeries by in-house and visiting specialists, which improves our fellow's exposure to all ophthalmic specialities.

The 2 years of fellowship exposes our fellows to a wide variety of high volume surgeries at Envision Eye Hospital that include 1) simple and complex phaco surgeries (approx 600 a month), in addition to medical Retina (lasers and intravitreal injections, approx 200 a month), simple and complex surgical retina (approx 150 a month) LASIK and refractive surgeries (approx 100 a month).

A hands on surgical training exposure includes around 100 phaco surgeries per year, initially under local and then under topical anesthesia, 100 lasers and 50 intravitreal injections. On an average, a fellow will be seeing 30 patients a day independently and another 30 a day under mentor's supervision. Our fellows will become well versed with interpreting all anterior and posterior segment diagnostic modalities such as OCT, FFA, ultra wide field Fundus photography, Corneal Topography, A Scan and Optical Biometry, Specular Microscopy, Ray-tracing Aberrometry, Perimetry and B scan Sonography. ”

## ACADEMIC MENTORS MESSAGE



**Dr. Pravin Jain**

Mentor

“ ASG Eye Hospital, Jodhpur offers a comprehensive structured 2 year Vitreo-Retina Fellowship designed to develop competent, independent retina specialists.

The program provides comprehensive exposure to medical and surgical retina through high-volume clinical environment, encompassing hands-on surgical exposure, advanced diagnostic modalities, and management of complex retinal pathologies through advanced micro incision vitreoretinal procedures under the guidance of experienced faculty. Fellows receive direct mentorship with emphasis on clinical decision-making, surgical precision, and ethical patient care.

Our objective is to combine academic rigor encouraging fellows to engage in clinical research and scientific presentation wherein our past fellow have contributed actively by presenting papers in national and international conferences . We welcome dedicated ophthalmologists committed to excellence in this sub-specialty. ”



**Dr. Paras Khatwani**

Mentor

“ The fellowship program at ASG Eye Hospital is designed to achieve excellence in clinical knowledge, surgical proficiency, and evidence-based practice—all while maintaining a healthy work-life balance. As a young mentor, I find the transition from trainee to educator to be profoundly gratifying.

There is a unique joy in guiding fellows through the nuances of complex cases and watching their clinical confidence grow. Shaping the next generation of vitreoretinal specialists is a responsibility I hold with immense pride. At the Retina Institute of Kashi, ASG Eye Hospitals, our high-volume environment and state-of-the-art infrastructure provide the ideal foundation for this mission. It is the culture of trust and innovation here that allows us to push the boundaries of retinal care every single day. ”

## AIMS AND OBJECTIVE

---

This outline is intended to provide advanced specialty training (Fellowship) at ASG EYE HOSPITALS. The most unique point of completing the fellowship would be the structured approach and training in all practical aspects of the selected fellowship program.

The fellowship program aims to train the young postgraduate student of ophthalmology in real-world scenarios of examining and managing patients with a practical planning approach and hands-on surgical training.

This will enable the fellow to successfully run an independent OPD and attain surgical proficiency along with the mastery of various minor procedures and investigations in OPD. The course also gives a chance to the fellows to conduct research and be involved in the teaching program.

Additionally, soft skills like communication, counselling, and the administrative management of hospital, are expected to be imbibed in the course of the program.

## STRUCTURE OF THE PROGRAM

Subspecialty courses offered:

Course	Locations	Mentor	Seats	Duration
Phaco with Medical Retina	Mumbai	Dr. Saumil Sheth	1	24 Months
	Bhopal	Dr. Ganesh Pillay	1	
	Kolkata	Dr. Koushik Tripathy	1	
Phaco with Refractive	Bhopal	Dr. Prashant Singh	1	24 Months
	Jodhpur	Dr. Mayank Sharma	1	
	Varanasi	Dr. Pratyush Ranjan	1	
	Mumbai	Dr. Jatin Ashar	1	
Vitreous - Retina	Guwahati	Dr. Satyen Deka	1	24 Months
	Varanasi	Dr. Kartikey Singh	1	
	Ranchi	Dr. Jayant Kumar	1	
	Jodhpur	Dr. Pravin Jain	1	
	Varanasi	Dr. Paras Khatwani	1	
Phaco Pediatric Ophthalmology	Ambala	Dr. Amit Gupta	1	24 Months
	Varanasi	Dr. Apeksha Agrawal	1	



### Last date of Application

09th July

by Form link-

<https://forms.office.com/r/6x5kUR9DXt>



### Centre of Exam

Across 55 cities of India

( At Asg Eye Hospital And Vasani Eye Care)

Travel and accommodation to centre of exam will be borne by the Candidate.

#### Mode of selection

MCQ and Interview on  
**19th July 2026**

#### Criteria for selection

Marks obtained  
in total

#### Publication

Maximum of 10 marks (5 marks for  
each publication only first author  
or corresponding author)

#### Interview

30 marks



**MCQ in General ophthalmology**  
**60 Marks, 1 hour duration**



Result will be communicated on  
**26th July** by email

The Selected candidates would be required to submit the following certificates for verification by the Institute at the time of joining the training program.

- MBBS Degree Certificate
- MCI Registration / State Council Registration Certificate
- PG-MS/DNB or DOMS certificate, whichever is applicable

These documents will remain in the safe custody of the ASG Eye hospitals Academics Department and will be returned after completion of the course.

Join Today

# ASG FELLOWSHIP PROGRAMME

visit our website [www.asgeyehospital.com](http://www.asgeyehospital.com)


Phacoemulsification, Refractive Surgery,  
Medical & Surgical Retina, Glaucoma, Cornea, Pediatric  
Ophthalmology

**09th July 2026**

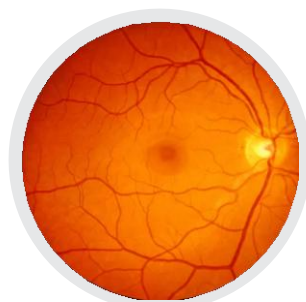
Last date of Application Submission

**Send Filled Application Form at :-**

<https://forms.office.com/r/6x5kUR9DXt>



Apply for fellowship by scanning this QR code





### Date of Joining

1st August 2026 (if candidate is not joining the seat will be offered to the next eligible candidate)



### Stipend

1<sup>st</sup> YEAR

₹ **70,000/-** month

2<sup>nd</sup> YEAR

₹ **80,000/-** month



### Accommodation

The candidate needs to take accommodation on their own in a nearby location to hospital premises.



### Course fee

Nil



### Duty schedule

Fellows are expected to attend hospital from **10 am** to **7 pm** with lunch break in between. Emergencies will be handled under supervision. One off day per week (not necessarily Sunday) as per center rules will also be given.



### Leave rules

One Casual leave/Month

The fellow will attend OPD and OT, initially under supervision and then as per review, will be given independent work.

### OPD



Goal will be independent handling of patients including skills of refraction, independently operating various machines like AR, NCT, OCT, Fundus Picture, FFA, Fields-HVF, minor procedures like syringing, Ultrasonography A and B scan, PST injection, dispensing of drugs and counseling of patients.

### OT



Direct Hands-on training will be provided to fellows as much as possible depending on the surgical proficiency and learning capability of the candidate. Peripheral posting of 1 month will be mandatory to increase surgical exposure.

### Academic schedule



Case presentations with discussion, patient rounds, and journal clubs will be held weekly.



**Research Paper**

It is expected of the fellow to conduct and publish/present at least one original research work during the fellowship. One paid trip to a national/state conference for paper presentation will be encouraged.



**Evaluation & Appraisal**

Regular evaluation & appraisal will be conducted to monitor the candidate's progress. The candidate will be required to appear for the periodic academic & clinical assessment programs for the resident doctors, **every 3 months with the completion of His/her logbook.** Their performance in these assessments will be considered at the time of award of the fellowship completion certificate. All OPD patients, procedures and OT notes should be meticulously recorded in the logbook.



**Discipline and Decorum**

ASG reserves the rights to terminate the fellowship in instances of breach of discipline, decorum and candidates not adhering to fellowship time schedule and guidelines.



**Future Opportunities**

Based on the performance of the fellow, future placement in the various growing centres of ASG will be considered on priority.



**Faculty**

In house consultants  
Visiting consultants  
Guest faculty

## **RETINA FELLOWSHIP (MEDICAL AND SURGICAL RETINA) COURSE OUTLINE:**

The course will be divided into 6 segments of 3 months each with evaluation at the end of every segment. The candidates will be required to achieve 50% marks of the total at the end of the fellowship.

### **1st Quarter**

Basics (History taking, refraction, examination, investigations, and management approach)

Case presentation weekly Once. Total of 12 case presentations are compulsory.

- Retinal anatomy and physiology
- History and refraction in retinal patients
- Slit lamp examination, 90D and indirect ophthalmoscopy
- Fundus picture and fluorescein angiography
- Optical coherence tomography
- Modified Amsler-Dubois chart and colour coding
- Ophthalmic Ultrasound
- HVF, Visual Electrophysiology and Retcam imaging
- Work up of retinal patients and peripheral retinal lesions.
- Research methodology
- Research proposal
- Research topic presentation

### **2nd Quarter**

Diagnosis and management of common pathologies.

Case presentation once weekly. Total of 12 case presentations.

- Diabetic retinopathy part 1
- Diabetic retinopathy part 2
- Hypertensive retinopathy
- Retinal detachment
- Age related macular degeneration
- Polypoidal choroidal vasculopathy
- Central serous chorioretinopathy
- Tractional retinal detachment
- Exudative retinal detachment
- Retinal degeneration and dystrophies
- Retinal vein occlusion
- Retinal artery occlusion

## 3rd Quarter

Diagnosis and management of difficult cases

Case presentation once weekly. Total of 12 case presentations.

- Macular telangiectasia and microaneurysm
- Macular hole and vitreomacular traction
- Epiretinal membrane
- Pediatric retinal diseases
- Retinopathy of prematurity
- Uveitis Nomenclature and examination grading
- Vasculitis
- White dot syndromes
- Vitreous hemorrhage
- Ocular ischemic syndrome
- Ocular melanoma
- Retinoblastoma

## 4th Quarter

Treatment modalities in retina and surgical retina

Case presentation once weekly. Total of 12 case presentations.

- Lasers in ophthalmology
- Lenses in ophthalmology
- Photo dynamic therapy and Pan retinal photocoagulation (single spot and PASCAL)
- Injections in ophthalmology
- Operative microscope and surgical technique in retina
- Band, buckle and oils
- Pharmacotherapeutics in retina
- Scleral buckling
- Gases and Pneumoretinopexy
- Vitreoretinal surgery: Retinal detachment
- Silicone oil removal
- Proliferative vitreoretinopathy (PVR) and RD

## 5th Quarter

Surgical retina

Case presentation once weekly. Total of 12 case presentations.

- Endophthalmitis and its management
- Phacofragmentation
- Complications of VR surgery
- Giant retinal tear management
- Surgery of Ocular trauma
- Scleral fixation of intraocular lens (SFIOL)
- Diabetic TRD surgery
- Macular hole surgery
- Myopia and vitreoretinal complication
- Management and surgery in retinopathy of prematurity
- Surgery in pediatric retinal diseases
- Subretinal bleed management

## 6th Quarter

EXAMS

Presentation once weekly. Total of 12 presentations.

- Research presentation
- Paper Presentation and analysis
- MCQ's Based on 1st quarter and Journal Club
- MCQ's Based on 2nd quarter and Journal Club
- MCQ's Based on 3rd quarter and Journal Club
- MCQ'S Based on 4th quarter and Journal Club
- MCQ'S Based on 5th quarter and Journal Club
- Video recording and video presentation
- Surgical Audit- Retinal detachment and SOR
- Surgical Audit- Macular Hole and ERM
- Surgical Audit- VH and Diabetic TRD
- Surgical Audit- Endophthalmitis and SFIOL

**7th and 8th quarter:**

Independent assignment for surgical exposure.

The candidate will be posted for atleast 3 months in other centers of ASG hospital for independent surgical cases and refinement of surgical skills.

## PHACOEMULSIFICATION AND MEDICAL RETINA

### COURSE OUTLINE

The course will be divided into 6 segments of 3 months each with evaluation at the end of every segment. Candidates will be required to achieve 50% marks of the total at the end of the fellowship.

#### 1st Quarter

Basics, Investigation modality and uses

OPD work up – history taking, refraction and examination.

investigations and management approach.

Case presentation once weekly. Total of 12 case presentations are compulsory. Wet lab, observation and ECCE training will be taught.

- Lens anatomy and physiology
- History and refraction in Cataract patients
- Slit lamp examination, 90D and indirect ophthalmoscopy
- Corneal topography and keratometry
- Optical coherence tomography, Gonioscopy and HVF
- Ophthalmic Ultrasound (A scan and B scan)
- IOL power calculation
- ECCE
- Work up of cataract patients
- Research methodology
- Research proposal
- Research topic presentation

#### 2nd Quarter

Retina basics, investigation modality and uses

OPD work up – history taking, refraction and examination.

Investigations and management approach.

Case presentation once weekly. Total of 12 case presentations are compulsory.

- Retinal anatomy and physiology
- History and refraction in retinal patients
- Slit lamp examination, 90D and indirect ophthalmoscopy
- Fundus picture and fluorescein angiography
- Optical coherence tomography

- Modified Amsler-Dubois chart and colour coding
- Ophthalmic Ultrasound
- HVF, Visual electrophysiology and Retcam imaging
- Work up of retinal patients and peripheral retinal lesions.
- Intravitreal Injections
- LASERS
- CRYO and PDT

### **3rd Quarter**

Diagnosis and management of common pathologies.

Case presentation once weekly. Total of 12 case presentations.  
Phacoemulsification surgical training.

- Basics of ECCE/SICS
- Phacoemulsification basics and OVD's
- Surgical steps (Rhexis, hydro dissection and delineation)
- Phacodynamics
- IOL insertion, irrigation, aspiration, and closure
- Management of complication
- Glaucoma and cataract
- Subluxated cataractous lens
- Complicated cataract
- Pediatric cataract
- Traumatic cataract
- Anterior vitrectomy and SFIOL

### **4th Quarter**

Diagnosis and management of difficult cases

Case presentation once weekly. Total of 12 case presentations.

- Macular telangiectasia and microaneurysm
- Macular hole and vitreomacular traction
- Epiretinal membrane
- Pediatric retinal diseases
- Retinopathy of prematurity
- Uveitis Nomenclature and examination grading

- Vasculitis
- White dot syndromes
- Vitreous hemorrhage
- Ocular ischemic syndrome
- Ocular melanoma
- Retinoblastoma

## 5th Quarter

Case presentation once weekly.

Total of 12 case presentations. SICS and phacoemulsification surgical training.

- Phacoemulsification in advanced IMSC
- Phacoemulsification in MSC
- Cataract in Operated LASIK and RK patients
- Multifocal IOL
- TORIC IOL
- EDOF IOL
- Cataract in operated VR and PPV
- Cataract in small pupil
- Anterior chamber and iris fixated IOL
- Pediatric cataract surgery
- Postoperative follow up and management
- Surgical recording and editing

## 6th Quarter

EXAMS

Presentation weekly Once. Total of 12 presentations.

- MCQ's Based on 1st quarter and Journal Club
- MCQ's Based on 2nd quarter and Journal Club
- MCQ's Based on 3rd quarter and Journal Club
- MCQ's Based on 4th quarter and Journal Club
- MCQ's Based on 5th quarter and Journal Club
- Research presentation
- Paper Presentation and analysis
- Surgical Audit- Cataract and Glaucoma
- Surgical Audit- Cataract in small pupil

- Surgical Audit- Cataract in advanced IMSC
- Surgical Audit- Intravitreal Injections
- Surgical Audit- LASER's

## **7th and 8th Quarter**

Independent assignment for surgical exposure.

The candidate will be posted for atleast 3 months in other centers of ASG hospital for independent surgical cases and refinement of surgical skills.

## PHACOEMULSIFICATION AND REFRACTIVE SURGERY

### COURSE OUTLINE

The course will be divided into 6 segments of 3 months each with evaluation at the end of every segment. Candidates will be required to achieve 50% marks of the total at the end of the fellowship.

#### 1st Quarter

Basics, investigation modality and uses

OPD work up – history taking, refraction and examination.

Investigations and management approach.

Case presentation once weekly. Total of 12 case presentations are compulsory.

Wet lab, observation and ECCE training will be taught surgical hands on.

- Lens anatomy and physiology
- History and refraction in Cataract patients
- Slit lamp examination, 90D and indirect ophthalmoscopy method
- Corneal topography and keratometry
- Optical coherence tomography, Gonioscopy and HVF
- Ophthalmic Ultrasound (A scan and B scan)
- IOL power calculation
- ECCE
- Work up of cataract patients
- Research methodology
- Research proposal
- Research topic presentation

#### 2nd Quarter

Diagnosis and management of common pathologies.

Case presentation once weekly.

Total of 12 case presentations. Phacoemulsification surgical training.

- Basics of ECCE/SICS
- Phacoemulsification basics and OVD's
- Surgical steps (Rhexis, hydro dissection and delineation)
- Phacodynamics
- IOL insertion, irrigation, aspiration and closure
- Management of complication

- Glaucoma and cataract
- Subluxated cataractous lens
- Complicated cataract
- Pediatric cataract
- Traumatic cataract
- Anterior vitrectomy and SFIOL

### 3rd Quarter

Case presentation weekly Once.

Total of 12 case presentations. SICS and phacoemulsification surgical training.

- Phacoemulsification in advanced IMSC
- Phacoemulsification in MSC
- Cataract in Operated LASIK and RK patients
- Multifocal IOL
- TORIC IOL
- EDOF IOL
- Cataract in operated VR and PPV
- Cataract in small pupil
- Anterior chamber and iris fixated IOL
- Pediatric cataract surgery
- Postoperative follow up and management
- Surgical recording and editing

### 4th Quarter

Diagnosis and management of common pathologies.

Case presentation once weekly.

Total of 12 case presentations. Phacoemulsification surgical training.

- Basics of refractive surgery and aberrations
- Selection criteria and evaluation
- Pentacam
- LASIK and microkeratome
- Femtosecond LASIK
- Femtosecond cataract
- Topo guided LASIK
- Wavefront guided LASIK

- Complications and management in LASIK
- PRK
- ICL
- BIOPTICS

## 5th Quarter

- Laser in ophthalmology
- Journal club: AAO
- Surgical Audit- Subluxated cataract
- Journal club: AJO
- Surgical Audit: PCR management
- Journal club: ICRS
- Surgical Audit: Phaco in advanced IMSC
- Journal club: IJO
- Surgical Audit: Phaco in small pupil
- Journal club: BJO
- Surgical Audit- Pediatric cataract
- Journal club: EJO

## 6th Quarter

### EXAMS

Presentation weekly Once. Total of 12 presentations.

- MCQ's Based on 1st quarter
- MCQ's Based on 2nd quarter
- MCQ's Based on 3rd quarter
- MCQ's Based on 4th quarter
- MCQ's Based on 5th quarter
- Research presentation
- Paper Presentation and analysis
- Surgical Audit- LASIK
- Surgical Audit- SFIOL
- Surgical Audit- ICL
- Surgical Audit- PRK
- Surgical Audit- Bioptics

## **7th and 8th Quarter**

Independent assignment for surgical exposure.

The candidates will be posted for atleast 3 months in other centers of ASG hospital for independent surgical cases and refinement of surgical skills.

## **PEDIATRIC OPHTHALMOLOGY, STRABISMUS AND NEURO OPHTHALMOLOGY FELLOWSHIP COURSE OUTLINE :**

The course will be divided in 6 segments of 3 months each with evaluation at the end of each quarter. Candidate will be required to achieve 50% marks at the end of the fellowship.

### **1st Quarter**

Basics (History taking, refraction, examination, investigations and management approach)

Observation and assisting in surgeries

Didactic lectures, presentation or journal club on weekly basis numbering 12 in number.

- Anatomy of orbit and extraocular muscles
- History and refraction in retinal patients
- Examination of a squint case
- Diplopia evaluation
- Pupillary examination
- Evaluation of optic disc
- Visual field assessment
- Imaging in strabismus
- Refraction in children
- Examination of a child
- Research proposal
- Research topic presentation

### **2nd Quarter**

Diagnosis and management of common pathologies. Assisting in strabismus surgeries plus starting of strabismus surgical training

Case presentations, talks, journal clubs on weekly basis.

- Glass prescription in children
- Considerations for glasses in children
- Lifestyle modifications for myopia progression
- Optical strategies for myopia progression
- Pharmacological strategies for myopia progression
- Evaluation of a case of pediatric cataract
- IOL power calculation in children
- Strabismus and glasses
- Evaluation of a case of esotropia
- Evaluation of a case of exotropia
- Research progress evaluation

## 3rd Quarter

Diagnosis and management. Strabismus surgical training

- ROP screening guidelines
- Congenital nasolacrimal duct obstruction
- Congenital ptosis
- Acquired esotropia
- Sixth nerve palsy
- Third nerve palsy
- Fourth nerve palsy
- Research progress evaluation

## 4th Quarter

Diagnosis and management. Independent strabismus surgeries, training in pediatric cataract surgeries

- Optic neuritis
- Ischemic optic neuropthies
- Pipillary abnormalities
- IOL power selection in children
- Complications in pediatric cataract
- Amblyopia management
- Evidence in amblyopia management
- Progress in research

## 5th Quarter

Diagnosis and management of complex cases. Independent surgeries Managing a peripheral centre by own once a week

- Dissociated deviations
- Transposition procedures
- Pulley surgeries
- Botox in strabismus
- Glaucoma in aphakia
- Pediatric lid disorders
- Syndromes in pediatric ophthalmology
- Research progress evaluation

**6th Quarter**

Final assessment of research Paper presentation and analysis Discussion of meta analysis Training of junior fellows Discussion of topics

**7th and 8th Quarter**

Final evaluation of performance

Surgical audit

Fellow would be posted in some other centre for 3 months for surgical and OPD exposure

Providing opportunities

All speciality consultant positions

Long term fellowship program for post-graduate



**180 HOSPITALS**  
**95 CITIES**  
**700+ CONSULTANTS**

### ASG Domestic Centres across India

#### ASSAM

Guwahati (Adabari)  
Guwahati (Down Town)  
Guwahati (Paltan Bazaar)

#### BIHAR

Darbhanga  
Hajipur  
Muzaffarpur  
Patna (Rajendra Nagar)  
Patna (Danapur)

#### CHATTISGARH

Raipur

#### DELHI & NCR

Greater Noida  
Delhi (Model Town)  
Delhi (Pitampura)

#### GOA

Panaji

#### GUJARAT

Surat  
Anand

#### HARYANA

Ambala

#### JAMMU AND KASHMIR

Srinagar

#### JHARKHAND

Dhanbad  
Jamshedpur  
Ranchi

#### KARNATAKA

Mysore

#### MADHYA PRADESH

Bhopal  
Gwalior  
Indore  
Jabalpur  
Sehore  
Ujjain

#### MAHARASHTRA

Aurangabad  
Dombivali  
Kalyan  
Nashik  
Pimpri  
Pune  
Vashi  
South Mumbai  
Dadar Mumbai

#### ODISHA

Bhubaneswar

#### PUNJAB

Amritsar  
Ludhiana

#### RAJASTHAN

Bikaner  
Jaipur  
Jodhpur (Sardarpura Skin)  
Jodhpur (Pal Link Road )  
Jodhpur ( Paota)  
Nagaur  
Udaipur

#### UTTAR PRADESH

Allahabad  
Kanpur  
Lucknow (Aliganj)  
Lucknow (Gomti Nagar)  
Lucknow (Nirala Nagar)  
Varanasi (Mahmoorganj)  
Varanasi (Shivdaspur)  
Prayagraj  
Aagra

#### West Bengal

Kolkata (Sreebhumii)  
Kolkata (BT Road)  
Kolkata (Tollygunge)  
Siliguri

### International Centres

#### UGANDA

Kampala

#### NEPAL

Kathmandu

### Vasan Eyecare Hospital (an ASG Enterprise)

#### ANDHRA PRADESH

Guntur  
Kakinada  
Kurnool  
Nellore  
Tirupati  
Vijayawada  
Gajuwaka  
Vizag  
Anantapur

#### TELANGANA

Hyderabad  
Kukatpaly  
A.S.Rao Nagar  
Begumpet  
Chanda Nagar  
Dilshuk  
Santosh Nagar  
Secunderabad  
Karimnagar  
Khammam  
Warangal

#### TAMIL NADU

Chennai  
Ambattur  
Chrompet  
Madipakam  
Neelankarai  
Perambur  
Poonmalle  
Saidapet  
Tambaram  
Tandiarpet  
Vadapalani  
Coimbatore  
K.Muthur  
L.Mills  
R.S.Puram  
Thudiyalur  
Madurai  
Anna Nagar  
By-Pass  
Thirunagar  
Trichy  
Trichy Main  
Kattur  
Ramnad  
Paramakudi

Salem  
Salem Main  
Ammapet  
Hosur (Krishnagiri)  
Ambur (Tirupattur)  
Kanchipuram  
Vellore  
Coonoor (Nilgiris)  
Dharmapuri  
Erode  
Pollachi  
Tirupur  
Namakkal  
Karaikudi (2)  
Karur  
Kumbakonam  
Perambalur  
Pudukottai  
Tanjore  
Dindugul  
Nagarkoil  
Sivagangai  
Theni  
Tirunelveli  
Tuticorin  
Thiruvallur

#### KARNATAKA

Bangalore  
Banarwadi  
Bannerghatta  
Bommanahalli  
HSR Layout  
Jayanagar  
Koramangala  
Maratha  
Raja Rajeswari  
Rajaji  
RT Nagar  
Sarakki  
Yelahanka  
Whitefield  
Belgaum (Belagavi)  
Davengere  
Dharwad  
Hassan  
Hubli  
Kolar  
Mysore  
Shimoga  
Tumkur

#### KERALA

Calicut  
Kochi  
Kannur  
Kottayam  
Thrissur  
Thiruvananthapuram  
Trivandrum  
Trivandrum (Neyyattinkara)

#### PONDICHERY

Pondyerry  
Karaikal

**asg** eye hospital  
Only The Best

Join 2<sup>nd</sup> largest chain of eye Hospitals

World's second-largest chain of eye hospitals  
Most trusted hospital for all eye ailments.

700+ Consultants

OUR NETWORK

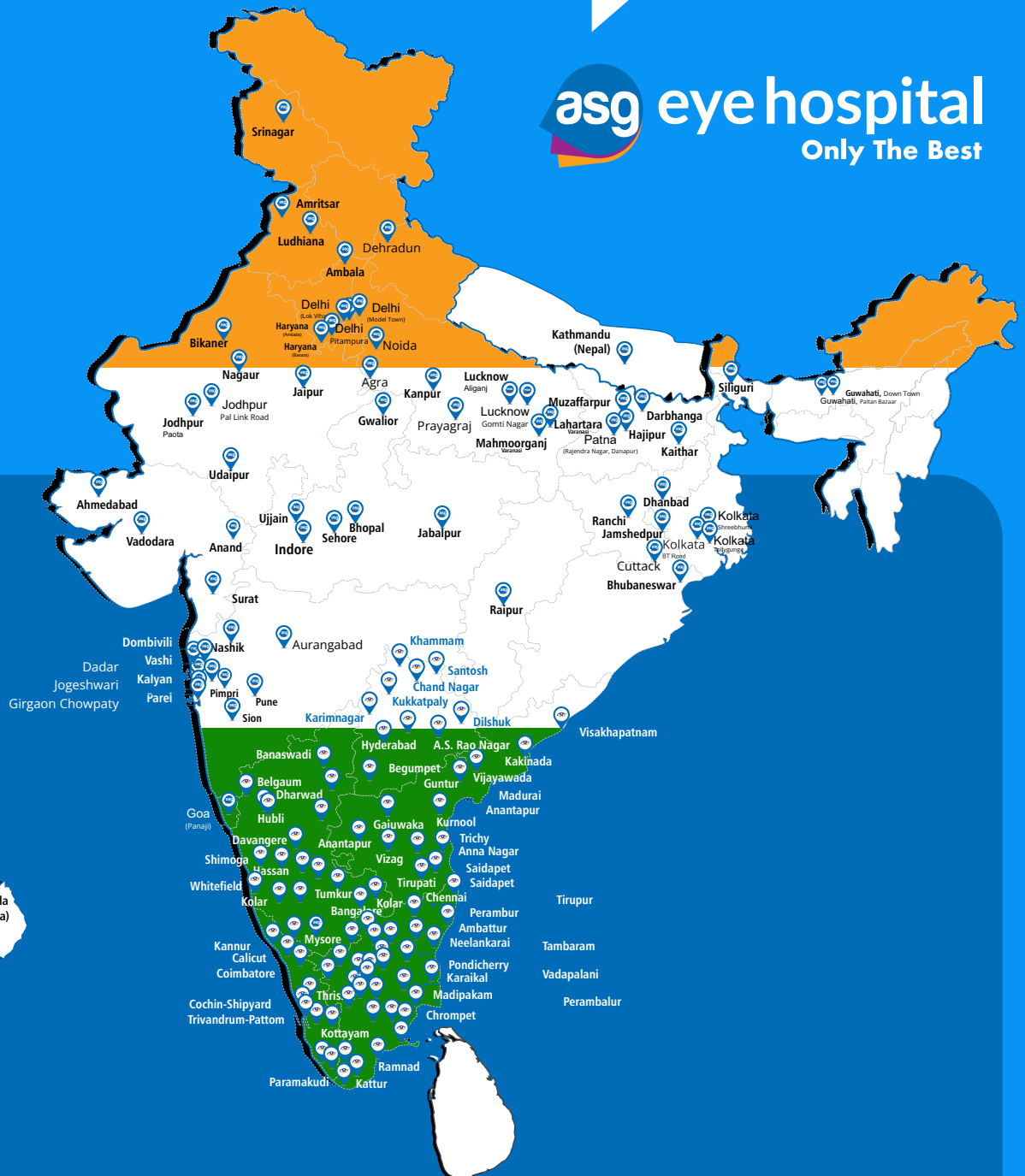


95+ Cities



180+ Super Speciality Eye Hospitals

asg eye hospital  
Only The Best



+91 88750 20452

hr@asgeyehospital.com

www.asgeyehospital.com